

NSW - Sales - Appraisal Report

Report Name: Quick Reports - Property Radius Search

Property Address: 9 LIEUTENANT BOWEN RD, BOWEN MOUNTAIN, 2753

Radius (Kms): 3

Sale Date: 16/07/2007

To: 16/07/2008

2 BELLBIRD CR, BOWEN MOUNTAIN

SYD61/K9



Sale Price: \$322,000
Lot Plan: L562/DP210307
Land Use: SINGLE RES DWELLING
Attributes: 3BED, 1BATH, 2CAR, 1LUG

Sale Date: 29/02/08
Area: 727 M
Zoning: SCENIC PROTECTION

7 BELLBIRD CR, BOWEN MOUNTAIN

SYD61/K9



Sale Price: \$375,000
Lot Plan: L523/DP210301
Land Use: SINGLE RES DWELLING
Attributes: 4BED, 1ENS, 2BATH

Sale Date: 13/02/08
Area: 569 M
Zoning: SCENIC PROTECTION

9 BELLBIRD CR, BOWEN MOUNTAIN

SYD61/K9



Sale Price: \$321,000
Lot Plan: L524/DP210301
Land Use: SINGLE RES DWELLING
Attributes: 4BED, 2BATH, 2CAR

Sale Date: 22/11/07
Area: 569 M
Zoning: SCENIC PROTECTION

17 BELLBIRD CR, BOWEN MOUNTAIN

SYD61/K9



Sale Price: \$267,500*
Lot Plan: L528/DP210301
Land Use: SINGLE RES DWELLING
Attributes: 3BED, 1BATH, 2CAR

Sale Date: 04/07/08
Area: 569 M
Zoning: SCENIC PROTECTION

18 BELLBIRD CR, BOWEN MOUNTAIN

SYD61/K9



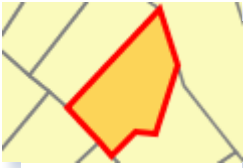
Sale Price: \$270,000
Lot Plan: L372/DP210302
Land Use: SINGLE RES DWELLING
Attributes: 2BED, 1BATH, 1CAR, 2LUG

Sale Date: 16/11/07
Area: 677 M
Zoning: SCENIC PROTECTION

Disclaimer: VIBE Property will not be held responsible for any incorrect or misleading information, as all information contained in the above report was sourced from RP Data.

35 BELLBIRD CR, BOWEN MOUNTAIN

SYD61/K9



Sale Price: \$279,000
Lot Plan: L1/DP518124
Land Use: SINGLE RES DWELLING

Sale Date: 04/10/07
Area: 601 M
Zoning: SCENIC PROTECTION

42 BOWEN MOUNTAIN RD, BOWEN MOUNTAIN

SYD61/K12



Sale Price: \$290,000
Lot Plan: L544/DP210307
Land Use: SINGLE RES DWELLING
Attributes: 3BED, 1BATH, 1CAR

Sale Date: 10/04/08
Area: 601 M
Zoning: SCENIC PROTECTION

42 BOWEN MOUNTAIN RD, BOWEN MOUNTAIN

SYD61/K12



Sale Price: \$290,000
Lot Plan: L544/DP210307
Land Use: SINGLE RES DWELLING
Attributes: 3BED, 1BATH, 1CAR

Sale Date: 02/02/08
Area: 601 M
Zoning: SCENIC PROTECTION

65 BOWEN MOUNTAIN RD, BOWEN MOUNTAIN

SYD61/K12

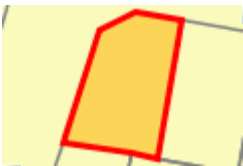


Sale Price: \$425,000
Lot Plan: L2/DP205986
Land Use: SINGLE RES DWELLING
Attributes: 4BED, 1ENS, 2BATH, 2WC, 2CAR, 2LUG

Sale Date: 02/05/08
Area: 607 M
Zoning: SCENIC PROTECTION

79 BOWEN MOUNTAIN RD, BOWEN MOUNTAIN

SYD61/K12



Sale Price: \$90,000
Lot Plan: L9/DP205986
Land Use: SINGLE RES DWELLING

Sale Date: 27/03/08
Area: 601 M
Zoning: SCENIC PROTECTION

4 CRAG CR, BOWEN MOUNTAIN

SYD61/K7

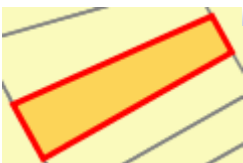


Sale Price: \$295,000
Lot Plan: L643/DP222231
Land Use: SINGLE RES DWELLING
Attributes: 3BED, 1BATH, 2CAR, 2LUG

Sale Date: 14/04/08
Area: 1100 M
Zoning: SCENIC PROTECTION

210 LIEUTENANT BOWEN DR, BOWEN MOUNTAIN

SYD61/K13



Sale Price: \$295,000
Lot Plan: L97/DP205986
Land Use: SINGLE RES DWELLING

Sale Date: 04/09/07
Area: 1416 M
Zoning: SCENIC PROTECTION

Disclaimer: VIBE Property will not be held responsible for any incorrect or misleading information, as all information contained in the above report was sourced from RP Data.

214 LIEUTENANT BOWEN DR, BOWEN MOUNTAIN

SYD61/K13



Sale Price: \$407,500
Lot Plan: L94/DP205986
Land Use: SINGLE RES DWELLING
Attributes: 4BED, 3BATH, 4CAR

Sale Date: 10/08/07
Area: 1132 M
Zoning: SCENIC PROTECTION

228 LIEUTENANT BOWEN DR, BOWEN MOUNTAIN

SYD61/K13



Sale Price: \$415,000
Lot Plan: L88/DP205986
Land Use: SINGLE RES DWELLING
Attributes: 4BED, 1ENS, 1BATH, 3WC, 3CAR, 2LUG

Sale Date: 05/05/08
Area: 1233 M
Zoning: SCENIC PROTECTION

259 LIEUTENANT BOWEN DR, BOWEN MOUNTAIN

SYD61/K13

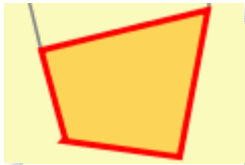


Sale Price: \$320,000
Lot Plan: L50/DP205986
Land Use: GENERAL RURAL
Attributes: 3 Type

Sale Date: 03/09/07
Area: 14730 M
Zoning: SCENIC PROTECTION

277 LIEUTENANT BOWEN DR, BOWEN MOUNTAIN

SYD61/K13



Sale Price: \$225,000
Lot Plan: L59/DP205986
Land Use: SINGLE RES DWELLING

Sale Date: 11/11/07
Area: 670 M
Zoning: SCENIC PROTECTION

285 LIEUTENANT BOWEN DR, BOWEN MOUNTAIN

SYD61/K13

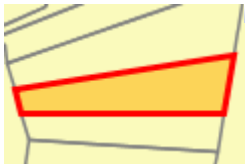


Sale Price: \$325,000
Lot Plan: L142/DP206301
Land Use: VACANT URBAN LAND
Attributes: 3693 Area M2

Sale Date: 26/10/07
Area: 3693 M
Zoning: SCENIC PROTECTION

351 LIEUTENANT BOWEN DR, BOWEN MOUNTAIN

SYD61/K13



Sale Price: \$351,000*
Lot Plan: L175/DP206301
Land Use: GENERAL RURAL
Attributes: Bedrooms, 1BATH, 1CAR

Sale Date: 13/03/08
Area: 4407 M
Zoning: SCENIC PROTECTION

366 LIEUTENANT BOWEN DR, BOWEN MOUNTAIN

SYD61/K13



Sale Price: \$415,000
Lot Plan: L210/DP206301
Land Use: SINGLE RES DWELLING
Attributes: 4BED, 2BATH

Sale Date: 13/09/07
Area: 1164 M
Zoning: SCENIC PROTECTION

51 LIEUTENANT BOWEN RD, BOWEN MOUNTAIN

SYD61/K10



Sale Price: \$315,000
Lot Plan: L443/DP210305
Land Use: SINGLE RES DWELLING
Attributes: 3BED, 1BATH

Sale Date: 14/02/08
Area: 626 M
Zoning: SCENIC PROTECTION

90 LIEUTENANT BOWEN RD, BOWEN MOUNTAIN

SYD61/K10



Sale Price: \$275,000
Lot Plan: L466/DP210305
Land Use: SINGLE RES DWELLING
Attributes: 3BED, 1BATH

Sale Date: 06/09/07
Area: 677 M
Zoning: SCENIC PROTECTION

96 LIEUTENANT BOWEN RD, BOWEN MOUNTAIN

SYD61/K10



Sale Price: \$355,000
Lot Plan: L469/DP210305
Land Use: SINGLE RES DWELLING
Attributes: 4BED, 1BATH, 2LUG

Sale Date: 03/03/08
Area: 683 M
Zoning: SCENIC PROTECTION

152 LIEUTENANT BOWEN RD, BOWEN MOUNTAIN

SYD61/K10



Sale Price: \$362,000
Lot Plan: L497/DP210305
Land Use: SINGLE RES DWELLING
Attributes: 3BED, 1BATH, 1CAR, 2LUG

Sale Date: 19/03/08
Area: 1265 M
Zoning: SCENIC PROTECTION

2 PAMELA CR, BOWEN MOUNTAIN

SYD61/K12



Sale Price: \$487,500
Lot Plan: L36/DP262963
Land Use: GENERAL RURAL
Attributes: Type

Sale Date: 17/09/07
Area: 2002 M
Zoning: SCENIC PROTECTION

4 PAMELA CR, BOWEN MOUNTAIN

SYD61/K12



Sale Price: \$730,000
Lot Plan: L12/DP261139
Land Use: GENERAL RURAL
Attributes: Type

Sale Date: 21/09/07
Area: 2010 M
Zoning: SCENIC PROTECTION

16 PAMELA CR, BOWEN MOUNTAIN

SYD61/K12



Sale Price: \$700,000*
Lot Plan: L18/DP261139
Land Use: GENERAL RURAL
Attributes: 4BED, 1ENS, 2BATH, 2CAR, 2LUG

Sale Date: 29/05/08
Area: 2081 M
Zoning: RESIDENTIAL

27 PAMELA CR, BOWEN MOUNTAIN

SYD61/K12



Sale Price: \$425,000
Lot Plan: L2/DP258694
Land Use: SINGLE RES DWELLING
Attributes: 4BED, 2BATH, 2CAR, 2LUG

Sale Date: 06/11/07
Area: 1372 M
Zoning: SCENIC PROTECTION

3 RED GUM CR, BOWEN MOUNTAIN

SYD61/K7



Sale Price: \$446,000
Lot Plan: L671/DP222231
Land Use: SINGLE RES DWELLING

Sale Date: 04/09/07
Area: 524 M
Zoning: SCENIC PROTECTION

2 WARATAH ST, BOWEN MOUNTAIN

SYD61/K13



Sale Price: \$365,000
Lot Plan: L113/DP205986
Land Use: SINGLE RES DWELLING
Attributes: 4BED, 2BATH, 4CAR

Sale Date: 06/02/08
Area: 538 M
Zoning: SCENIC PROTECTION

21 WARATAH ST, BOWEN MOUNTAIN

SYD61/K13



Sale Price: \$320,000
Lot Plan: L20/DP205986
Land Use: SINGLE RES DWELLING
Attributes: 3BED, 2BATH

Sale Date: 19/04/08
Area: 658 M
Zoning: SCENIC PROTECTION

24 WARATAH ST, BOWEN MOUNTAIN

SYD61/K13



Sale Price: \$282,500
Lot Plan: L124/DP205986
Land Use: SINGLE RES DWELLING
Attributes: 3BED, 1BATH

Sale Date: 24/08/07
Area: 626 M
Zoning: SCENIC PROTECTION

26 WARATAH ST, BOWEN MOUNTAIN

SYD61/K13



Sale Price: \$455,000
Lot Plan: L125/DP205986
Land Use: SINGLE RES DWELLING
Attributes: 4BED, 3BATH, 2CAR

Sale Date: 05/05/08
Area: 575 M
Zoning: SCENIC PROTECTION

2 WATTLE ST, BOWEN MOUNTAIN

SYD61/L10



Sale Price: \$295,000
Lot Plan: L348/DP210302
Land Use: SINGLE RES DWELLING
Attributes: 3BED, 1BATH, 2CAR

Sale Date: 26/09/07
Area: 911 M
Zoning: SCENIC PROTECTION

24 BOWEN MOUNTAIN RD, GROSE VALE

SYD61/P11



Sale Price: \$872,500
Lot Plan: L2/DP209900
Land Use: GENERAL RURAL
Attributes: Type

Sale Date: 18/04/08
Area: 6532 M
Zoning: SCENIC PROTECTION

24A BOWEN MOUNTAIN RD, GROSE VALE

SYD61/P11



Sale Price: \$445,000
Lot Plan: L3/DP209900
Land Use: GENERAL RURAL
Attributes: Type

Sale Date: 27/08/07
Area: 6747 M
Zoning: SCENIC PROTECTION